



**FUNCTION**

- On / off shock & acceleration sensing

**APPLICATIONS**

- Damage detection for medical products
- Munitions
- Security, anti-tamper, anti-theft, alarms

**DESCRIPTION**

The SQ-ASx series sensors act like acceleration sensitive switches that open or close when accelerated past an acceleration threshold.

The sensor can be used to produce CMOS or TTL pulses to interrupt (wake up) a microcontroller. The sensor is fully passive, requires no signal conditioning, and operates with zero current or only 50 nA depending on model.

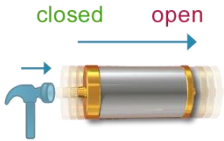

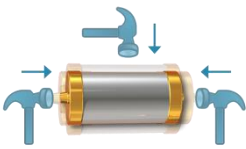

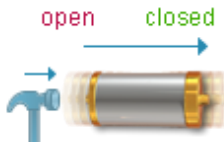
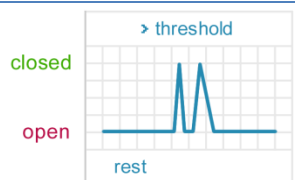


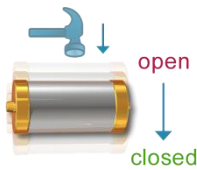

**PATENTS**

Patented. United States: 8367952, China: 101960316. Patents pending.

**FEATURES**

- Miniature Size** - 3.3 mm x 6.9 mm
- Simple Interface** - No signal conditioning required
- Made in USA** - fully automated production, 100% testing
- Fast Response** - < 100 uS
- Multiple Sensitivities** - 10 G to 1400 G standard
- Zero-power** - or nanopower
- Industrial Rated** - 10 year life, -40° to 85° C

**FUNCTIONAL DIAGRAMS**

INPUT	OUTPUT
<p><b>SQ-ASA series</b> Axially sensitive, singled ended, normally closed</p>	
	
<p><b>SQ-ASB series</b> Omnidirectional, normally closed</p>	
	
<p><b>SQ-ASC series</b> Axially sensitive, single ended, normally open</p>	
	
<p><b>SQ-ASD series</b> Omnidirectional, normally open</p>	
	
<p><b>SQ-ASE series</b> Radially sensitive, normally open</p>	
	

\* See Functional Behavior for more details

**TABLE OF CONTENTS**

Table of Contents ..... 2

Characteristics..... 3

Dimensions For ASA, ASC, & ASE ..... 3

Dimensions ASB & ASD ..... 4

Example PCB Landing ..... 5

Theory of Operation ..... 6

Functional Behavior..... 6

Part Comparison ..... 7

Product Comparison ..... 7

Ordering Guide ..... 7

Limitations and Warnings ..... 8

Testing ..... 8

System Integration Testing ..... 8

Notice..... 8

Further Information ..... 8

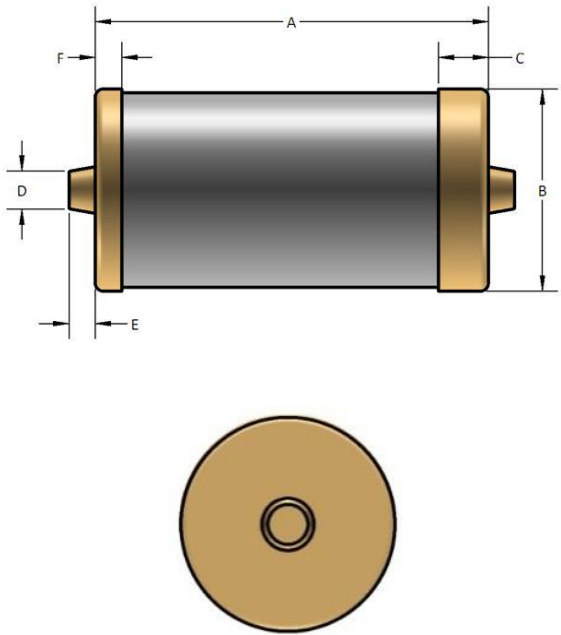
Notes..... 8

**CHARACTERISTICS**

PARAMETER	MIN	MAX	CONDITIONS
Shock Survival		5,000 g	5x, 0.1 ms half-sin, any axis
Storage Temperature	-40° C	85° C	
Supply Voltage Range	0.5 V	12 V	
Current Sink*	50 nA	10 mA	

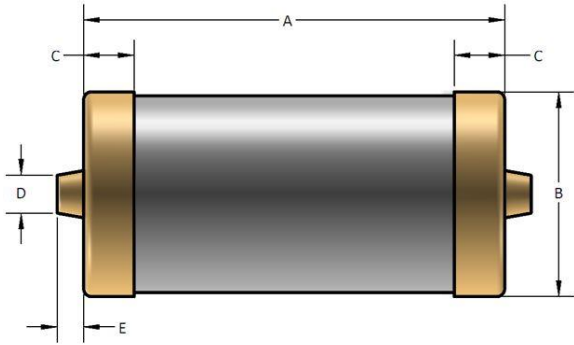
\* Current consumption is determined by the resistance of the application circuit and the supply voltage.

**DIMENSIONS FOR ASA & ASC**


PHYSICAL SIZE			
			
SYMBOL	DESCRIPTION	MM	TOLERANCE
A	Length	6.8	±0.25
B	Diameter	3.3	±0.1
C	Terminal Width	0.8	±0.25
D	Solder Nub Diameter	0.9	±0.25
E	Solder Nub Length	0.4	±0.1
F	Terminal Width 2	.4	±0.25

**DIMENSIONS ASB, ASD, & ASE**

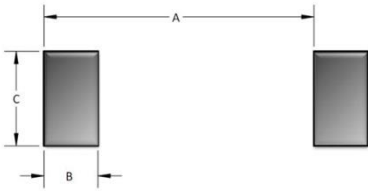
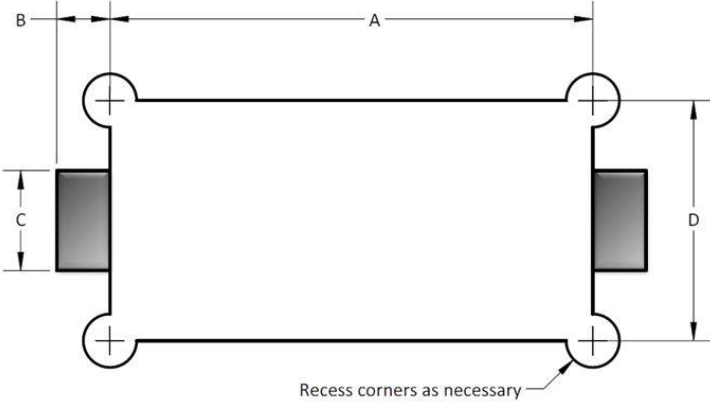
**PHYSICAL SIZE**



SYMBOL	DESCRIPTION	MM	TOLERANCE
A	Length	6.8	±0.25
B	Diameter	3.3	±0.1
C	Terminal Width	0.8	±0.25
D	Solder Nub Diameter	0.9	±0.25
E	Solder Nub Length	0.4	±0.1



**EXAMPLE PCB LANDING**

RECOMMENDED PCB LANDING			ALTERNATE, PCB CUTOUT LANDING (USE FOR LOWEST PROFILE)		
<b>SYMBOL</b>	<b>DESCRIPTION</b>	<b>MM</b>	<b>SYMBOL</b>	<b>DESCRIPTION</b>	<b>MM</b>
A	Pitch	6.0	A	Recess Length	7.25
B	Pad Length	1.2	B	Pad Length	0.8
C	Pad Width	2.1	C	Pad Width	1.5
					

**\*Note:** Alternative layouts may be used to optimize size or manufacturability

## THEORY OF OPERATION

Acceleration causes a spring and/or weight to either open or close a circuit depending on model.

## FUNCTIONAL BEHAVIOR

### SQ-ASA

The SQ-ASA series sensor is a normally **closed** device. It is designed to be sensitive only in one direction. However, it will exhibit some off axis sensitivity. Typical cross axis open signals are in the 2 – 8 mS range, where on axis open signals are proportional to the duration of acceleration above the threshold.

### SQ-ASB

The SQ-ASB series sensor is a normally **closed** device. It is designed to be sensitive in all directions. It is about 4 times more sensitive off axis than on axis. Typical cross axis open signals are in the 2 – 8 mS range, where on axis open signals are proportional to the duration of acceleration above the threshold. **NOTE:** If better accuracy is required, choose the cross axis specification that matches your requirements and use two sensors at 90 degrees to one another, logically “OR’ed” together.

### SQ-ASC

The SQ-ASC series sensor is a normally **open** device. It is designed to be sensitive only in one direction and is very immune to cross axis acceleration. Only if a cross axis event is 10 times greater than the rated threshold may the sensor trigger in a cross axis mode.

### SQ-ASD

The SQ-ASD series sensor is a normally **open** device. It is designed to be sensitive in all directions. The sensor will trigger radially or in the terminal 1→2 direction when acceleration is applied. In the terminal 2→1 direction, the sensor will trigger after the acceleration is removed (rebound effect). **NOTE:** If using the rebound trigger in the 2→1 direction is not appropriate for the application, mount two sensor parallel in opposite directions.

### SQ-ASE

The SQ-ASE series sensor is a normally **open** device. It is designed to be sensitive in a radial direction. The sensor will trigger radially when acceleration is applied. **NOTE:** To achieve an omnidirectional response mount two sensors at 90 degrees to one another in any plane, logically “OR’ed” together.

**PART COMPARISON**

PART NUMBER	TYPE	SENSITIVITY	ACCELERATION THRESHOLD (ON AXIS)
SQ-ASA-150	Normally closed	One axis, single sided	150 G
SQ-ASB-010	Normally closed	Omnidirectional	5 - 20 G
SQ-ASE-060	Normally open	Radial axis	60 G
SQ-ASE-100	Normally open	Radial axis	100 G
SQ-ASE-1400	Normally open	Radial axis	1400 G

**PRODUCT COMPARISON**

GRADE	ASSEMBLY METHOD	SEALED	WASHABLE	ROHS	OPERATING TEMPERATURE	CYCLES *	SERVICE LIFE (YRS)
I	Reflow Solder: 260° C peak Hand Assembly: 315° C peak, 2 -3 seconds on end terminal	Yes	Yes	Yes	-40° to +85° C	100,000	10
C	Reflow Solder: 260° C peak Hand Assembly: 315° C peak, 2 -3 seconds on end terminal	Yes	Yes	Yes	-25° to +70° C	100,000	5

\*Test conditions: 0.5 gRMS, 5 to 200 Hz flat spectrum

**ORDERING GUIDE**

PART NUMBER	PACKAGING CODE	EXAMPLE COMPLETE ORDER NUMBER
SQ-ASx-xxx-C	TR - Tape on Reel	SQ-ASA-150-CTR
SQ-ASx-xxx-I	CT - Cut Tape TR - Tape on Reel	SQ-ASB-010-ICT SQ-ASE-060-ITR

## **LIMITATIONS AND WARNINGS**

This product is not designed for use in life support and/or safety equipment where malfunction of the product can reasonably be expected to result in personal injury or death. Buyer uses this product in such applications at Buyer's own risk and agrees to defend, indemnify, and hold harmless SignalQuest, LLC. from any and all damages, claims, suits, or expenses resulting from such misuse.

## **TESTING**

The performance of each sensor is verified through build-time testing.

## **SYSTEM INTEGRATION TESTING**

Thorough testing should be carried out prior to product release to ensure system integration has not introduced unforeseen problems. The system integrator assumes the ultimate responsibility for the safety of the target application.

## **NOTICE**

Information furnished by SignalQuest, LLC is believed to be accurate and reliable. However, this document may contain ERRORS and OMMISIONS. Accordingly, the design engineer should use this document as a reference rather than a strict design guideline and should perform thorough testing of any product that incorporates this or any other SignalQuest product. No responsibility is assumed by SignalQuest, LLC. for this use of this information, nor for any infringements of patents or other rights of third parties that may result from its use. Specifications are subject to change without notice. No license is granted by implication or otherwise under any patent or patent rights of SignalQuest, LLC. Trademarks and registered trademarks are the property of their respective companies.

## **FURTHER INFORMATION**

For pricing, deliveries, and ordering information, please contact SignalQuest at (603) 448-6266  
For updates on this and other documents, visit our website at [www.signalquest.com](http://www.signalquest.com).

## **NOTES**